

SUITE DEL RECUERDO

4. Carnavalito



José Luis Merlín

Andrey Nosov's Guitar School... Only the Best...

E Standard
♩ ≈ 90

Guitar

The sheet music is written for guitar in E Standard tuning (one sharp) and 2/4 time. It begins with a tempo marking of approximately 90 beats per minute. The piece is characterized by frequent triplet patterns in the right hand, often accompanied by single notes or chords in the left hand. Dynamics range from *mf* (mezzo-forte) to *ff* (fortissimo). A section starting at measure 15 includes the lyrics 'i m a i m a'. The score is divided into systems, with measure numbers 1, 3, 6, 9, 12, 15, 18, and 20 clearly marked. The piece concludes with a final chord in measure 24.

22

↑ p

24

↑ p

26

↑ p

28

↑ p

30

↑ M **)

↑ T ***)

33

mf

p


37


p cresc.


mf


41


p


45 
p *cresc.* *mf*


49 
pp *cresc.*


52 
mf *pp* *cresc.*

56 
mf

59 

62 

65 
f

68 

EN

- *) P↑, P↓ – The stroke of the thumb on the desired strings: P↑ – from thick strings to thin; P↓ – from thin to thick.
- **) M↑ – Striking "i", "m", "a" fingers simultaneously on the desired strings (or maybe a little arpeggiated). The arrow indicates the direction of finger bending, in this case from thick to thin strings. And that means that the fingers, when performing the technique, interact with the strings with the nails, and not with the pads.
- ***) T↑ is the nail stroke of "i", "m", "a" fingers on the desired strings, in order to create a fractional, arpeggiated sound.

RU

- *) P↑, P↓ – Удар большого пальца по нужным струнам: P↑ – от толстых струн к тонким; P↓ – от тонких к толстым.
- **) M↑ – Одновременный удар "i", "m", "a" пальцев по нужным струнам (или, возможно, немного арпеджированный). Стрелка указывает направление сгибания пальцев, в данном случае, от толстых струн к тонким. И значит пальцы при выполнении приёма взаимодействуют со струнами ногтями, а не подушечками.
- ***) T↑ – Ногтевой удар "i", "m", "a" пальцев по нужным струнам, с целью создания дробного, арпеджированного звука.

SCHEME OF COMPOSITION

- Step 1: "1" to "79" measure inclusive (measure numbers are shown in figures in the boxes).
- Step 2: transition to the "34" measure and from the "34" measure to the "79" measure inclusive.
- Step 3: transition to the "1" measure and from the "1" measure to the "32" measure inclusive.
- Step 4: transition to the "80" measure.

Let me also remind you that according to the rules of notation, the measure numbers are shown in the beginning of the measures.

If you have downloaded this sheet music from somewhere on the Internet, now is the time to visit their home website and take a closer look at all the other interesting and useful materials.



ANDREY NOSOV'S GUITAR SCHOOL PRESENTS:

1. Sheet music for guitar solo: [popular music](#), [classical music](#), [sheet music with tablature](#);
2. [Sheet music for voice and guitar](#);
3. [Sheet music for guitar ensembles](#);
4. [Guitar lessons](#) (learning the art of guitar playing and musical notation, analysis of musical compositions, know-how, and so on);
5. [Vocabulary, reference materials](#);
6. [Exercises](#) for developing guitar playing techniques, guitar software and more;
7. [Arrangement](#) (solo guitar, vocals and guitar, guitar ensembles).

I'd especially like to draw your attention to the online store where you can find a wide range of world-class compositions for guitar solo, guitar ensembles, and voice and guitar. Access to the website is free... The first page of the sheet music for any composition is available free of charge for listening and viewing... The prices will pleasantly surprise you ([price](#))...

I look forward to welcoming you to my website <https://www.guitarnosov.com>

