

# SUITE DEL RECUERDO

(5. Evocación)

6. Joropo

José Luis Merlín

E Standard  
♩ = 52

Guitar

*mf*

*p*

*mp*

*cresc.*

*mf*



Andrey Nosov's Guitar School... Only the Best...

37 VII- 4 i a m i a m *mp*

41 *cresc.* *mf*

45 VII- 4 *p.*

49 *p.*

53 *p.*


57 *p.*

61 *p*


65 *cresc.*


69 *f*

73 


77 


81 

85 

89 

93 

98 

102 

105 

108

111

*ff*

M P M P M P T P M P M P M P M P M P

Detailed description: This system covers measures 108 to 111. Measures 108-110 are melodic lines with fingering (2, 3, 1, 4) and accents. Measure 111 is a chordal sequence with fretting numbers (0, 4, 3, 2) and articulation (M, P, T). A forte (*ff*) dynamic is indicated.

111

M P M P M P T P M P M P M P M P M P

Detailed description: This system covers measures 111 to 114. Measures 111-112 continue the chordal sequence from measure 111. Measures 113-114 are melodic lines with articulation (T, P, M, P).

114

T P M P M P M P M P M P T P M P M P

Detailed description: This system covers measures 114 to 117. Measures 114-115 are melodic lines with articulation (T, P, M, P). Measures 116-117 are chordal sequences with fretting numbers (0, 4, 3, 2) and articulation (M, P).

117

M P M P M P T P M P M P M P M P M P

Detailed description: This system covers measures 117 to 120. Measures 117-119 are chordal sequences with fretting numbers (0, 4, 3, 2) and articulation (M, P). Measure 120 is a melodic line with articulation (T, P).

120

*f*

Detailed description: This system covers measures 120 to 124. Measures 120-121 are melodic lines with fretting numbers (1, 0, 4, 1) and articulation (p). Measures 122-124 are chordal sequences with fretting numbers (0, 2, 3, 0) and articulation (p).

124

Detailed description: This system covers measures 124 to 128. Measures 124-125 are melodic lines with fretting numbers (0, 1, 2, 0) and articulation (p). Measures 126-128 are chordal sequences with fretting numbers (0, 3, 0, 3, 0, 2) and articulation (p).


128

Detailed description: This system covers measures 128 to 132. Measures 128-129 are melodic lines with fretting numbers (2, 0, 1, 1) and articulation (p). Measures 130-132 are chordal sequences with fretting numbers (0, 3, 4, 0) and articulation (p).

132

II

Detailed description: This system covers measures 132 to 135. Measures 132-133 are melodic lines with fretting numbers (4, 0, 1, 2) and articulation (p). Measures 134-135 are chordal sequences with fretting numbers (0, 4, 1, 2, 2) and articulation (p). A double bar line (II) is present.



#### EN

T↑ – The capital letter "T" over a note or a group of notes indicates that the "a", "m", and "i" fingers pluck in that order and as rapidly as possible. The arrow indicates the direction of movement; in this case, it is from the first to the second string, that is, upwards.

T↑ – is the nail stroke of "i", "m", "a" fingers on the desired strings, in order to create a fractional, arpeggiated sound.

P↑, P↓ – The stroke of the thumb on the desired strings: P↑ – from thick strings to thin; P↓ – from thin to thick.

M↑ – Striking "i", "m", "a" fingers simultaneously on the desired strings (or maybe a little arpeggiated). The arrow indicates the direction of finger bending, in this case from thick to thin strings. And that means that the fingers, when performing the technique, interact with the strings with the nails, and not with the pads.

\* – The asterisk signifies that the thumb laterally strikes the 6th and 5th strings simultaneously, producing a harsh noise which results from the contact of the strings with the fingerboard.

#### RU

T↑ – предельно быстрое чередование пальцев в порядке "а-м-и", выполняемое на нужных струнах (нечто вроде короткого 3-хзвучного тремоло). Стрелка указывает направление сгибания пальцев, в данном случае, от тонких струн к толстым. И значит пальцы при выполнении приёма взаимодействуют со струнами подушечками, а не ногтями.

T↑ – Ногтевой удар "i", "m", "a" пальцев по нужным струнам, с целью создания дробного, арпеджированного звука.

P↑, P↓ – Удар большого пальца по нужным струнам: P↑ – от толстых струн к тонким; P↓ – от тонких к толстым.

M↑ – Одновременный удар "i", "m", "a" пальцев по нужным струнам (или, возможно, немного арпеджированный). Стрелка указывает направление сгибания пальцев, в данном случае, от толстых струн к тонким. И значит пальцы при выполнении приёма взаимодействуют со струнами ногтями, а не подушечками.

\* – Удар большого пальца правой руки по 6-й и 5-й струне, с целью достижения характерного призвука, образующегося в результате бияния струн о ладовые порожки.

If you have downloaded this sheet music from somewhere on the Internet, now is the time to visit their home website and take a closer look at all the other interesting and useful materials.



#### ANDREY NOSOV'S GUITAR SCHOOL PRESENTS:

1. Sheet music for guitar solo: [popular music](#), [classical music](#), [sheet music with tablature](#);
2. [Sheet music for voice and guitar](#);
3. [Sheet music for guitar ensembles](#);
4. [Guitar lessons](#) (learning the art of guitar playing and musical notation, analysis of musical compositions, know-how, and so on);
5. [Vocabulary, reference materials](#);
6. [Exercises](#) for developing guitar playing techniques, guitar software and more;
7. [Arrangement](#) (solo guitar, vocals and guitar, guitar ensembles).

I'd especially like to draw your attention to the online store where you can find a wide range of world-class compositions for guitar solo, guitar ensembles, and voice and guitar. Access to the website is free... The first page of the sheet music for any composition is available free of charge for listening and viewing... The prices will pleasantly surprise you ([price](#))...

I look forward to welcoming you to my website <https://www.guitarnosov.com>

